

Spring 2024

THE BUILDER'S GUIDE

Material Guide & Sales Book



LOCALLY OWNED AND PART OF THE COMMUNITY SINCE 1912

MILGARD®

SAVE 20%

for 20 days



On all Milgard® Windows and Doors

APRIL 1 THRU APRIL 20, 2024 ONLY AT MEAD CLARK LUMBER



AX550 Moving Glass Walls:

An innovative solution that blur the line between where your indoor space ends, and outdoor living begins. Aspirational yet realistic, these sliding walls provide an elegant transition for indoor outdoor living that will help you create the home you've always wanted.

Thermally Approved Aluminum:

Popular with architects, aluminum windows and doors help accentuate the clean lines of modern design. Aluminum Series are not only beautiful, they are extremely durable to achieve unique architectural vision. aluminum frames are available in anodized or baked-on finishes for long lasting color.

Milgard® Ultra™ Series Fiberglass:

Stay true through almost any environment. Because it's made from glass fibers, the frame expands and contracts at approximately the same rate as the insulated glass it holds. This puts less stress on the seals, reduces the chance for seal failure while allowing for a clear, fog-free view.

Milgard® Style Line® Series Vinyl:


Crafted with narrow frames to allow for more visible glass area. The slim-profile design minimize obstructed view between two windows, making Style Line Series a great choice to use in combinations that reflect a sleek, contemporary look. Frames are available in a multitude of neutral colors to blend with softer tones.

MILGARD®

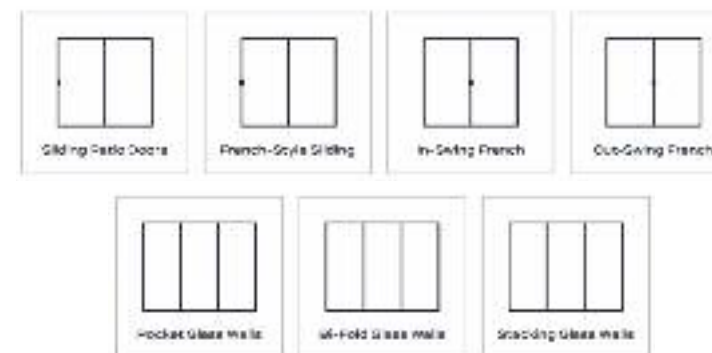
Whether you're replacing a single window, adding a pair of french doors, adding a room, or building a new home, you will save 20% on all Special Order Milgard Windows and Doors purchased at Mead Clark Lumber April 1 thru April 20, 2024. No prior purchase price adjustments. See store for details.

For more information, a free price quote or to speak to our experts, call 707-576-3333.

Save 20% on all Windows



Save 20% on all Doors



Milgard® Trinsic™ Series:

If you've been looking for a contemporary vinyl window, the new Trinsic Series is for you. The frame profile is so narrow, you'll hardly know it's there. With the maximum available viewable glass area you'll enjoy amazing views outside. Plus, the low profile hardware, uniquely designed for this series, practically disappears from view.

Milgard® Tuscany® Series Vinyl:

Crafted from a proprietary blend of premium vinyl, which marks the distinction when crafting for superior results. Tuscany Series windows also come with Milgard newest features in hardware and security for a lasting impression.

QUAD® MAX



Simply put, QUAD® MAX delivers the toughness needed to make a job last. This next generation sealant has the right combination of adhesion, flexibility and durability to deliver both long-term performance and an attractive, long-lasting finish. QUAD® MAX® is available in over 300 colors to match more than 9200 options from the leading window, door and siding manufacturers. It is also available in clear – a “non-cloudy” formulation, that unlike traditional silicones and hybrids, remains clear and resists yellowing from UV exposure.

- Apply in temperature range of 0°F-140°F
- Will not shrink as it cures
- Resists damage from UV exposure
- Does not collect dust and dirt
- Fast 24 hour cure and paintable in 1 hour
- Resistant to bubbling



OSI QUAD Max is designed for interior/exterior use for sealing around windows, doors and siding. It bonds to a wide variety of materials without need for a primer such as fiber cement, cedar, brick, stone, XPS, EPS, coated aluminum, steel, fiberglass, vinyl, PVC, stucco, EIFS, wood, glass, concrete, masonry, flashing tapes and most architectural coatings/finishes.



Super Stick Building Tape Extreme Weather Flashing
 #4SS 4"x75' \$31⁰⁰ #6SS 6"x75' \$46⁵² #9SS 9"x75' \$69⁷⁸

A high tack, tenacious, durable, peel and stick air/vapor barrier tape system used for sealing PVC and aluminum fin windows and doors; window and door openings; and as a full coverage air vapor barrier membrane. Designed to be applied down to -20°F (-28.88°C) without the use of primer or mechanical fasteners on most substrates. (Substrates must be tested for adhesion.)* It utilizes a high tack pressure sensitive adhesive (PSA) combined with a high performance facer film. This design provides a full 12 month UV exposure.



3-1/2" x 25'
 #109-229D
\$73⁵⁸
 5-1/2" x 25'
 #109-229E
\$115⁶⁸

Triple Guard Sill Sealer
 A self-adhered membrane with rubberized asphalt adhesive with a layer of 3/8" closed cell foam and two flaps designed to adhere up on the sheathing and down on the foundation. Fills the gaps caused by shrinking concrete and pressure treated sills.

3-1/2" x 25'
 #109-229F
\$49⁹⁹
 5-1/2" x 25'
 #109-229G
\$56³⁵



Premium Sill Sealer
 A full width self-adhering membrane with a 3/8" foam layer that conforms to irregular surfaces at the sill to prevent air infiltration over the life of the structure - allows for movement and shrinkage of plate over time.



\$10⁰⁸ Protecto Sealant
 #830069. 10.1 oz. Polyurethane sealant, durable weatherproof, offers excellent performance for back bedding nail flanges for window and door installation and sealing door thresholds.



\$14²⁹ 160H Mastic
 #830051. 10.5 oz. Rubberized blend of bituminous and synthetic resins used for sealing detail cuts and membrane terminations.



\$94⁸³ Universal Primer
 #869013. 1 gallon A high tack water based primer for interior and exterior use on horizontal and vertical surfaces.



#2TF 2"x50' \$15⁷¹ #4TF 4"x50' \$30⁶²

Deck Joist Tape
 40 mil thick. Flexible peel and stick waterproofing membrane tape that is intended for use as a waterproof/anti-corrosive barrier between ACQ/AC2 treated lumber and metal surfaces, including between metal hangers, sill plate, and deck plates.



12"x50'
 #830025
\$66³⁵
 30"x50'
 #830099
\$165⁸⁶
Jiffy Seal 140/60
 60 mil, polyester reinforced, peel and stick sheet waterproofing membrane for use on foundation walls, decks, balconies, bathrooms, terraces, split slabs, parking structures and anywhere a positive waterproofing membrane may be needed.



M18 FUEL™ 1/2" Router Kit

#2838-21. Designed for the professional carpenter and remodeler, our M18 FUEL™ 1/2" Router delivers best-in-class cordless performance with 2.25 peak horsepower, the best control and comfort in application, and over 225 linear feet of runtime per charge. The POWERSTATE™ brushless motor delivers less bog down under load for clean, precise cuts and increased productivity. The ergonomic BODYGRIP® and overmold pommels provide the best control and comfort in application to enhance precision and reduce fatigue. The M18™ REDLITHIUM™ HIGH OUTPUT™ XC6.0 battery pack provides up to 225 linear feet per charge of 5/8" roundovers in pine and the power to tackle the toughest applications found on the jobsite. The variable speed dial optimize cuts across a wide range of bits and materials. The router is equipped with a micro-adjust knob and macro-adjust button with over 2" of travel to provide users with fast, accurate depth adjustments. The included plunge base delivers smooth, consistent plunges with 2.5" of travel height.



\$599⁰⁰

Was \$619.00 NOW

Includes: M18 FUEL™ 1/2" Router (2838-20), Milwaukee 1/2" Router Plunge Base (48-10-2838), M18™ REDLITHIUM™ HIGH OUTPUT™ XC6.0 Battery Pack (48-11-1865), M18™ & M12™ Rapid Charger (48-59-1808), 1/2" Collet, 1/4" Collet, Dust Shroud, Universal Hose Adapter, Edge Guide, Template Base, 2 Wrenches and Bag.

M18™ REDLITHIUM™ FORGE™ XC6.0 Battery Pack
#1861 **\$199⁰⁰** each



Our PACKOUT™ 2, 3 & 4-Drawer Tool Boxes have a 50lbs weight capacity and a locking security bar that allows you to padlock the drawers closed keeping them securely shut during transport. As part of the PACKOUT™ Modular Storage, the toolbox allows you to customize your storage system for easy transportation and organization of tools and accessories. This portable toolbox with drawers is constructed with impact-resistant polymers, all-metal ball-bearing slides, and metal-reinforced corners for ultimate jobsite durability. These boxes allow you to customize your drawer layout with Quick-Adjust Dividers - Included. Tools not included.



#8431 **Low-profile Packout Organizer**
Was \$47.99 NOW **\$43⁰⁰**

The shallow organizer's interior features 10 removable storage bins with removable dividers.



#8430 **Large Organizer**
Was \$52.99 NOW **\$46⁰⁰**

The organizer's interior features 10 removable storage bins that are easily mountable on the jobsite for quick access. The transparent lid of the organizer seals the bins to prevent contents from migrating and shifting during transport.



Was \$269.00 NOW **\$259⁰⁰**

M18™ Dual Bay Simultaneous Super Charger
#591815. In just 15 minutes, users can charge an M18™ REDLITHIUM™ FORGE™ XC6.0 Battery to 80%, allowing users to get back to work faster than ever before. Batteries not included.



#8442 **2 Drawer Tool Box**
Was \$165.00 NOW **\$149⁰⁰**

#8443 **3 Drawer Tool Box**
Was \$189.00 NOW **\$171⁰⁰**

#8444 **4 Drawer Tool Box**
Was \$209.00 NOW **\$192⁰⁰**



#8424 **Small Packout**
Was \$82.99 NOW **\$73⁰⁰**

#8425 **Large Packout**
Was \$91.99 NOW **\$84⁰⁰**

Modular storage system is the industry's most durable and versatile. Constructed with impact resistant polymers and metal reinforced corners so it can withstand harsh jobsite environments. Weather seal protects your tools and accessories from rain and other jobsite debris. Interior trays to keep equipment organized to fit your needs.



**ADJUST FROM
30-36 INCHES**

#4550 Was \$99.99
NOW \$89⁰⁰ each

Speedhorse XT

The PM-4550 Speedhorse XT gives you all the benefits and features of our signature PM-4500 Speedhorse with the added ability to extend the legs up to 6”.

#4500 Was \$79.99
NOW \$75⁰⁰ each

Speedhorse

Each individual unit can support 1500 lbs. More length means more stability. The pre-drilled metal top allows you to screw in a 2x4 as a sacrificial top, saving your equipment from damage. When you need to visit multiple worksites in a day, you need equipment that’s fast and easy to set up, take down, and transfer from one location to another. Designed for flexibility in a wide variety of environments, the Speedhorse™ is built tough to withstand heavy projects ranging from construction and carpentry to furniture builds. And when the job is finished, simply pull the levers and fold the legs up; doesn’t matter which order. This contractor-grade sawhorse will revolutionize your worksite to help you work more quickly and efficiently while continuing to produce professional results.



Was \$40.99 **NOW \$37⁰⁰**

MiteriX Angle Duplicator

#530401. MEASURE, LOCK, THEN TRANSFER: Use the tool to measure the exact miter angle you need right on your piece, then lock it, and copy it to your Miter saw. The MiteriX divides the angle in half for a perfect joint. Measures internal or external corners from 0-180 degrees, producing an accurate miter angle range of 0-90 degrees.



Was \$27.99 **NOW \$25⁰⁰** pair

Bora Track Clamp

#542011. The Track Clamp set allows you to see — and use — your WTX or NGX Clamp Edge saw guide from a whole new angle. Cut any angle you need by attaching the Track Clamps to your existing WTX or NGX clamp edge. These clamps will make cutting angles fast, easy, and accurate and speeds up cutting down panel material such as plywood or MDF.



#546050 48” Was \$63.99
NOW \$59⁰⁰

#546100 96” Was \$109.99
NOW \$104⁰⁰

NGX Clamp Edge



The all-new BORA® NGX Clamp Edge System makes it even faster and easier to break down sheet material and rip boards with clean, accurate cuts every time. Simply hook the Clamp Edge across your board, line it up with your cut, and clamp it down — all without moving your feet. Designed for use with circular saws, routers, jig saws, and other portable power tools. Made of heavy-gauge, rigid aluminum for extreme durability.

Was \$58.99
NOW \$54⁰⁰

50” NGX Saw Guide Extension

#546060. Fits into NGX Clamp Edgesaw guide to increase length by 50 inches. Easily attached with metal connectors. Made of heavy-gauge extruded aluminum.



Photo by Martin Bros. Contracting, Inc

#ST8EB Shakertown 7” Keyway E Butt 8 Foot **\$379⁴¹** bundle

The panels are installed quickly and efficiently. Our self-leveling, 8-foot lengths allow you to install siding 10 times faster than individual cedar shingles. The panels can be installed with a pneumatic nailer, and the blind/concealed nailing creates a true, traditional shingle appearance.

Shakertown Craftsman in-stock panels are natural with no finish, but they can be special ordered and are available pre-finished in 12 popular colors. Or choose your favorite paint or stain, and we’ll get it done. Contact us for my information.



**Shakertown Craftsman
8 Foot Cedar Panels**

The Shakertown Craftsman Shingle Panel is the builder’s choice as the best cedar shingle panel in the industry. Manufactured using only the finest vertical grain Western Red Cedar heartwood, the panels are easy to install and will project a lasting beauty on any home.

- Traditional shingle butt thickness
- 100% vertical grain for stability and durability
- Smooth sawn surface takes finishes better and evenly
- Our stock panels have 7” exposure with traditional keyway joint style.
- Pre-made corners available by special order



PWT™

FOCUSED ON EWP



PWT LVL

PWT LVL is superior to traditional lumber due to its water-resistant coating, dimensional consistency, and load-carrying capacity. Optimize your construction for lasting protection with PWT LVL.

Nobody Does it Better.

The entire PWT Laminated Veneer Lumber (LVL) manufacturing process is designed around predictable and consistent strength and stiffness. The thin veneers are aligned with the strong fibers running the length of the lumber, the same as in nature. We use ultrasonic testing to select the veneer, then assemble them using engineered and continuously tested menus. The result is an improvement on nature with superior strength, allowing for long spans. Our water-resistant coating, applied during production, helps resist warping, twisting and bowing. Trust PWT LVL to exceed your expectations for quality engineered wood products.

KEY FEATURES & BENEFITS

- Quick Installation** - I-Joist compatible depths save time on the job-site.
- Easy to work with** - Easy to saw and drill with normal carpentry tools.
- Peace of Mind** - Pre cut depths means less inaccuracies and time involved in ripping in the field.
- Strength** - Ideal for high-load applications.
- Substantiability** - Wood is the right choice for a host of construction applications. it is the earth's natural, energy efficient, and renewable building material.
- Lifetime Limited Warranty** - Products backed by warranties you won't find with traditional lumber. See complete warranty details for more information.

PWT I-Joist

PWT I-Joists are highly versatile and provide more dimensional stability than traditional lumber or open web floor trusses. Achieve sturdy and stable floors with wider flanges. Perfect for your next project.

A Stronger Foundation for Your Future.

PWT I-joists are finely tuned building components utilizing the highest quality materials and latest technology to create predictable and reliable structural members. Top and bottom flanges are made from our own durable Laminated Veneer Lumber (LVL) or finger-jointed, machine stress rated (MSR) lumber. All flange components are tested using a battery of machine grading technologies. PWT I-joists are more stable than dimensional lumber and more versatile than open web floor trusses. Long lengths, and the ability to trim in the field, allow for fast and easy installation. Our wide flange widths decrease subfloor deflection and create a stiffer floor overall.



T-TEC LSL RIM BOARD

BENEFITS OF T-TEC LSL RIM BOARD

T-TEC LSL Rim Board is preferred by builders because it is a highly predictable and uniform engineered wood that is sawn to consistent sizes and resists warping and splitting.

T-TEC LSL RIM BOARD BENEFITS INCLUDE:

- ✓ A design compatible with the new generation of engineered wood I-joists
- ✓ Protection from the elements on a job-site with a blue coloured bundle seal
- ✓ Consistency and uniformity along the entire length with fewer voids and a better surface quality than sawn lumber
- ✓ Optional Zinc Borate protection
- ✓ Transferable 50-year warranty



T-TEC LSL RIM BOARD APPLICATION

Rim board fills the space between the sill plate and the bottom wall plate, or between the top plate and the bottom plate in multi-floor construction. In addition to filling the void, rim board is an integral structural component that transfers both lateral and vertical forces.

#912IJ32 2-1/2"x9-1/2" PWI 32 I JOIST	\$4 ⁰⁸ lin.ft.
#1178IJ32 2-1/2"x11-7/8" PWI 32 I JOIST	\$4 ³⁷ lin.ft.
#912LVL 1-3/4"x9-1/2" L.V.L. 2.0e	\$6 ⁴⁴ lin.ft.
#1178LVL 1-3/4"x11-7/8" L.V.L. 2.0e	\$7 ⁸⁸ lin.ft.
#916RIM 1-1/4"x9-1/2"x16' LSL RIM	\$67 ³⁶ each
#1116RIM 1-1/4"x11-7/8"x16' LSL RIM	\$87 ⁶⁰ each



1



4



2



3

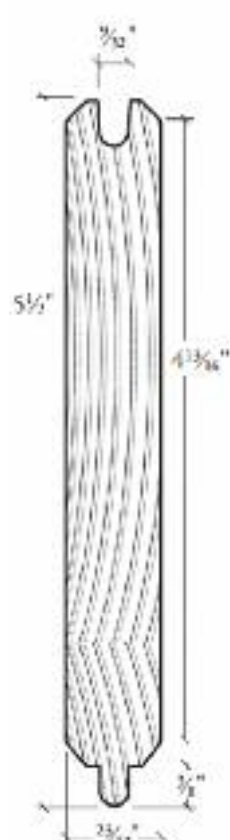


THE TONGUE & GROOVE ALTERNATIVE TO SHIPLAP

Are you looking for a way to make your project unique? WindsorONE Tongue & Groove Boards are perfect for when you really want people to stop and take notice.

Whether you want a V-Groove ceiling or add wainscoting to your rooms, WindsorONE Tongue & Groove Boards always highlight your work.

V-Groove boards offer the same precision tongue & groove as beadboard, with the more minimalist feel of shiplap.



V-GROOVE T&G WOTG
23/32" x 5-1/2" x 16' #1616WOTG

\$43⁹² each

The first thing you notice when you step into a home is the detail work. Trim shows off the exterior and interior detail work of every home. The builder's craftsmanship is what gets them noticed and generates referrals. Builders use WindsorONE because every stick of WindsorONE is smooth, straight and comes with an industry leading prime coat. Focusing on detail and craftsmanship is what has made WindsorONE a leader in the interior/exterior trim market since 1972. With mills in Surry, VA and Willits, CA you can proudly tell your customers that WindsorONE is locally milled in the USA.



CREDITS 1. JAS Design Build in WA 2. Streamline Builders in CA
3. JL Madison General Contractors and Donabue Construction in CA
4. Robert Gamen in CA



Trex Transcend®

LINEAGE™

THE NEXT GENERATION OF DESIGN & PERFORMANCE

- Designed with heat-mitigating technology to give you our coolest decking yet*
- Tranquil tones that stand up to the elements
- Unyielding shell protection: fade-, stain-, scratch- and mold-resistant
- Sustainably made of 95% reclaimed wood and recycled plastic in the USA
- Pairs perfectly with any Trex railing collection
- Backed by a 50-Year Limited Residential and Fade & Stain Warranty



Island Mist

A cool medley of calming silver tones, Lineage Island Mist reflects the fresh feel of sea spray breaking on a rocky shoreline, with its calming color and refined grain pattern. (Our stock color)



Biscayne

A light coastal brown, Biscayne captures the beauty of mangroves and sandy coasts, with its light honey hues and natural grain pattern. (Our stock color)



\$6⁷² lin.ft.

#1612BIST, 1616BIST, 1620BIST
#1612IMT2, 1616IMT2, 1620IMT2

1" Grooved Edge Board
Our grooved edge boards install with our Hidden Fastening System beneath the deck surface, leaving a tidy finish free of screw holes.

STOCKED DIMENSIONS
.94 in x 5.5 in x 12 ft
.94 in x 5.5 in x 16 ft
.94 in x 5.5 in x 20 ft



\$7¹⁷ lin.ft.

#1610BTSQ, 1610IMSQ2

1" Square Edge Board
Our square edge boards install traditionally like wood with deck screws.

STOCKED DIMENSION
.94 in x 5.5 in x 10 ft



\$7⁶⁹ lin.ft.

#1812BIST, 1812IMSQ2

1" x 8" x 12' Fascia
STOCKED DIMENSION
.56 in x 7.25 in x 12 ft



\$12⁵⁶ lin.ft.

#11212BIST, 11212IMT2

1" x 12" x 12' Fascia
STOCKED DIMENSION
.56 in x 11.375 in x 12 ft

* Although Trex Transcend Lineage is designed to be cooler than most other composite decking products of a similar color, on a hot sunny day, it will get hot. On hot days, care should be taken to avoid extended contact between exposed skin and the deck surface, especially with young children and those with special needs.

Save the Date
Customer Appreciation
BBQ



P.O. Box 529
Santa Rosa, CA 95402
(707) 576-3333
Fax (707) 523-0350
www.meadclark.com



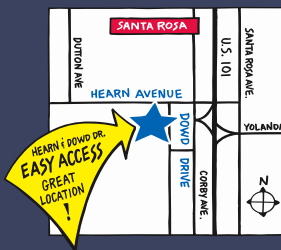
Tuesday, April 9th

BBQ 11AM to 1PM

Vendors Attending:

Milwaukee Tools,
Fasten Master, Stabilla,
Capital Lumber &
Occidental Leather

ALL SPECIAL PROMOS ARE LIMITED TO STOCK ON HAND ONLY!



Hours:
Monday-Saturday
7:00 am - 5:00 pm

VISA, American Express &
Discover Cards Welcome

Pictures are representative of items and may not be exactly as shown. We reserve the right to correct printed errors. All items are F.O.B. yard & subject to stock on hand. Prices good thru 4/30/24.

Milgard 20/20 Sale - April 1 thru April 20, 2024.

Tuesday, May 21st

BBQ 11AM to 1PM

Vendors Attending:

Makita Tools Truck,
Diablo, Norske,
Capital Lumber &
Protecto Wrap



**16 Inch
#1 Cedar
Shingles**

\$223⁴¹ bundle

#CSHINGLE 4 BD/SQ

